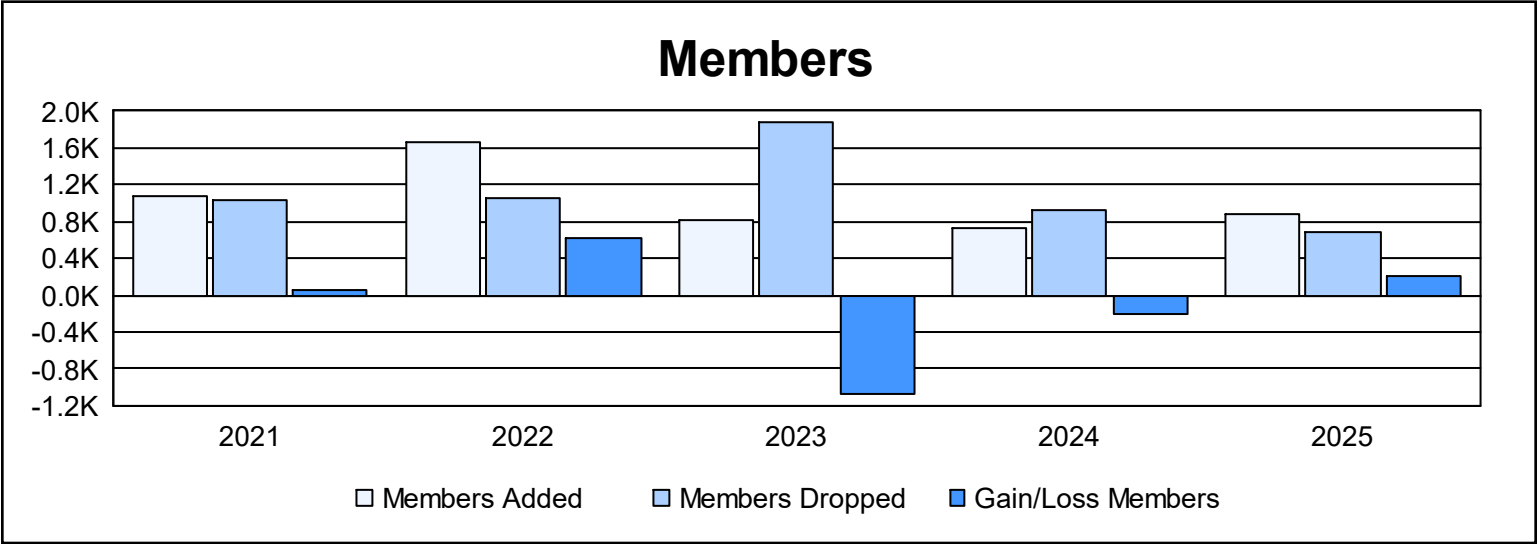
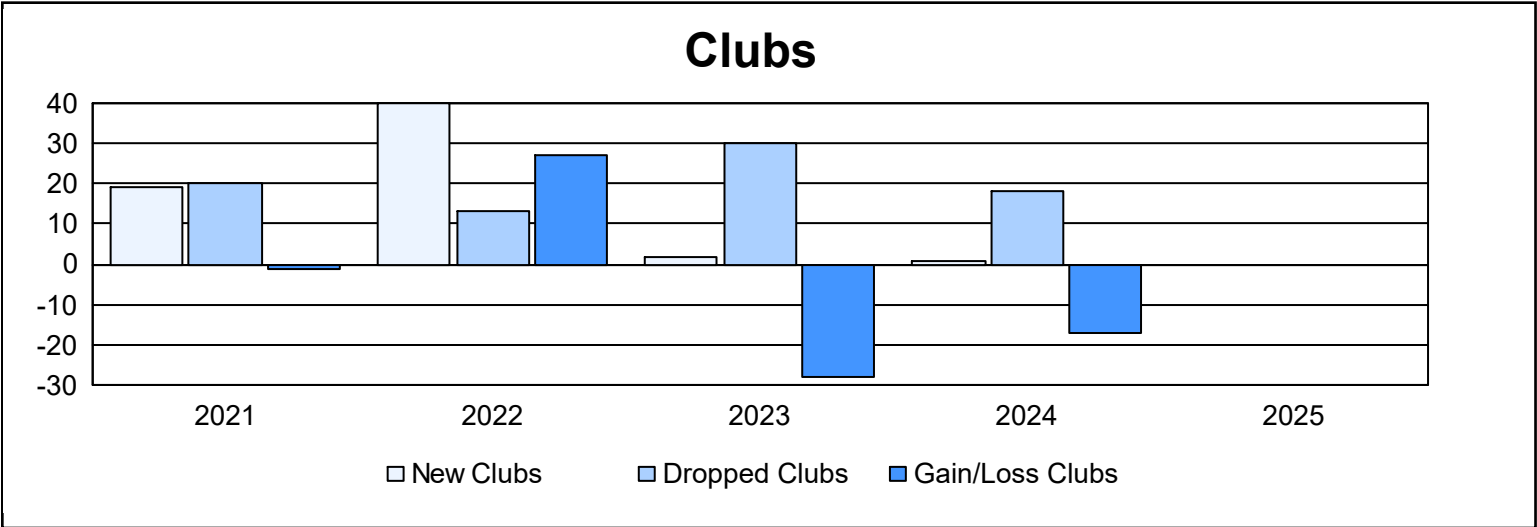
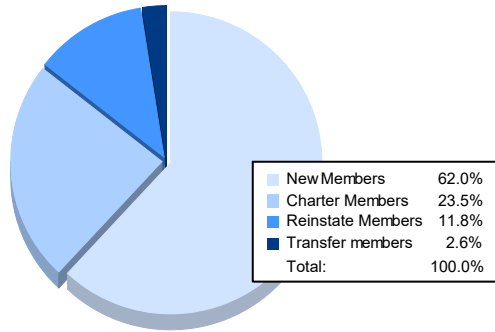


Year	New Clubs	Dropped Clubs	Gain/ Loss Clubs	New Members	Charter Members	Reinstate Members	Transfer Members	Total Member Added	Total Members Dropped	Gain/ Loss Members
2020-2021	19	20	-1	545	479	50	12	1,086	1,024	62
2021-2022	40	13	27	624	953	75	13	1,665	1,047	618
2022-2023	2	30	-28	543	184	78	9	814	1,886	-1,072
2023-2024	1	18	-17	477	54	160	40	731	926	-195
2024-2025				545	207	104	23	879	679	200
Average	16	20	-5	547	375	93	19	1,035	1,112	-77



Membership Composition June 2025 Cumulative



Gender Composition June 2025 Cumulative

